

CABLES & CONNECTORS

CABLES FOR FIXED
VIBRATION SYSTEMS



تجهیز انرژی باختر







TAJHIZ ENERGY BAKHTAR



CEMB

BALANCING MACHINES

CABLES & CONNECTORS

CABLE TYPE	STANDARD	ETFE	ARMOURED
Connector side			
Terminal side (*)			 E=0 Standard E=1 with pre-assembled conduit adapter
Terminals	2 + shield	2 + shield	2 + shield
External material/colour	PVC/white	ETFE/blue	PVC/gray
UV resistant	No	Yes	Yes (armour)
Resistant to chemical agents	Good	Excellent	Very good
Temperature range	-20: 80°C	-65: 150°C	-20: 80°C
Armoured	No	Internal: stainless steel	External: alu covered by PVC
External diameter (OD) (mm)	5.7 (6.0 max)	4.6 (4.9 max)	<ul style="list-style-type: none"> ■ cable: 5.7 (6.0 max) ■ armour: 11.0
Cross section (mm ² /AWG)	1.00 / 17	0.38 / 22	1.00 / 17
Capacitance (nF/km)	130	140	130
Inductance (mH/km)	0.8	1.0	0.8
Min bending radius	10 x OD	10 x OD	10 x OD
Applicable standards	<ul style="list-style-type: none"> ■ CEI 20-11/29/52/22 III ■ DIN 47100 ■ IEC 60332-3-24 	<ul style="list-style-type: none"> ■ ASTM B33 ■ MIL-W-22759E ■ NEMA WC 27500 	<ul style="list-style-type: none"> ■ CEI 20-11/29/52/22III ■ DIN 47100 ■ IEC 60332-3-24
Flame Rating	Fire retardant	Fire retardant	Fire retardant

(*)

The cable-gland for cables STANDARD and ETFE has to be ordered separately

The conduit adapter for ARMoured cable can be ordered pre-assembled (please specify the ordering configuration letters /E and /F)

ORDERING INFORMATION

CBL / / / / / / /

Just for "A"
ARMOURED
cable

A: SENSOR TYPE

T1-40
TV-22
TV-32
TA-18/S (and TA-28, TA-08)
TR-26

B: CABLE TYPE

S STANDARD
E ETFE
A ARMOURED

C: CONNECTOR TYPE

0 2 pins MIL-C straigh
1 2 pins MIL-C 90°
2 2 pins silicon bump connector
3 free for future configurations
4 4 pins M12 connector
5 5 pins standard connector
6 5 pins 90° connector
7 5 pins plastic connector ATEX zone 0
8 7 pins straigh connector
9 7 pins 90° connector

D: CABLE LENGHT

(pitch 1m; min 1 m, max 99 m)

XX pitch 1m

Just for "A" ARMOURED cable:


E: TERMINAL SIDE TYPE

0 STANDARD (default)
1 CONDUIT ADAPTER

F: TERMINAL SIDE LENGHT

(pitch 10 cm; min 20 cm, max 90 cm)

XX 20 cm (standard)



OPTIONAL ACCESSORIES FOR JB TERMINAL SIDE

CABLE-GLAND FOR JB	TAJHIZ ENERGY BAKHTAR			APPLICATION TABLE		
	ORDERING CODE	MATERIAL	THREAD	STANDARD	ETFE	ARMOURED
	526162191	Nickel plated brass	PG7	■	■	
	526162150	Stainless steel	PG7	■	■	
	528070008	Nickel plated brass	PG7			■

CEMB

CABLES & CONNECTORS

CONNECTOR:				APPLY TO:						
TYPE	DESCRIPTION	CODE	PICTURE	T1-40 (E=0)	T1-40 (E=1)	T1-40 (E=2)	TV-22 TV-32	TA-18	TR-26 (D=0)	TR-26 (D=1)
0	2 pins metallic MIL-C straight	597023104					■	■	■	
1	Connector 2 pins 90°	597023108 +59070352					■	■	■	
2	2 pins silicon bump connector	590000161					■	■	■	
3	free for future configurations									
4	4 pins M12 connector	593121013								■
5	5 pins standard connector	597053126		■						
6	5 pins 90° connector	597053128		■						
7	5 pins plastic connector mandatory for ATEX zone 0	597053127								
8	7 pins straight connector	597073116				■				
9	7 pins 90° connector	597073118				■				

Stand alone connectors can be ordered in alternative (without cable)

